



# Success for CTE students: Results from CTE Outcomes Survey (CTEOS)

Presentation to MPC Board of Trustees  
September 23, 2015

*Rosaleen Ryan & Michael Gilmartin*

From previous presentation

STUDENT SUCCESS INITIATIVE

CALIFORNIA COMMUNITY COLLEGES

## STUDENT SUCCESS SCORECARD

### Monterey Peninsula College

Click here to select a different college

CURRENT PROFILE | MOMENTUM POINTS | COMPLETION OUTCOMES

REMEDIAL | PERSISTENCE | 30 UNITS | DEGREE/TRANSFER | CAREER TECHNICAL EDUCATION

View Rates | Metric Profile

Click here to view trend data

#### Career Technical Education

Percentage of students completing more than eight units in courses classified as career technical education (or apprenticeship) in a single discipline for the first time in 2008-09 tracked for six years through 2013-14 who completed a degree, certificate, apprenticeship or transfer-related outcomes.

**OVERALL**

**42.2%**  
N=81

Gender	%
FEMALE	48.1
MALE	38.9

Age	%
UNDER 20	62.9
20-24	45.5
25-39	37.8

*Course completion rate in first year is 84%*

10:17 AM  
8/24/2015

From previous presentation

**COMPLETION WITHIN 6 YRS**



**YEAR 2: 2009-10**

**YEAR 3: 2010-11**



70%  
persist



51%  
persist



**64%**



60%  
persist



28%  
persist



**30%**



61%  
persist



40%  
persist



**44%**

## Next steps:

- Other ways to measure success for “Skills Builders”
  - **Wage increases**
  - **Job placement/ Employment rate**
  - Licensure pass rates





Today we will review results from CTE Outcomes Survey:

- Reason for studying/ Reason for leaving
- Satisfaction
- Employment status
- Full-time work status
- Wages




# CTEOS Methodology

- Contracted with SRJC
- CTE students from 2012-13:
  - Earned certificate
  - Earned vocational degree
  - Earned 9+ CTE units
- Survey administered by mail, phone, & email
- 744 students surveyed; 208 responded (28%)


## Statewide

Figure 1. Primary reason for studying



## MPC

Figure 1. Primary reason for studying



## Statewide

• Respondents were asked why they stopped taking classes. Here are the most frequently cited reasons, in rank order of frequency:

- ✓ My goals were met (6,865)
- ✓ I completed the program (6,113)
- ✓ Transferred to another school (4,373)
- ✓ I got a job (3,800)

## MPC

• Respondents were asked why they stopped taking classes at Monterey Peninsula College. Here are the most frequently cited reasons, in rank order of frequency:

- ✓ My goals were met (105)
- ✓ I completed the program (85)
- ✓ I got a job (69)
- ✓ Transferred to another school (62)



## Statewide

- 53.0% of former students were “very satisfied” with the education and training they received, and 38.4% were “satisfied” for an overall satisfaction rate of 91.3%.

## MPC

- 55.3% of former students were “very satisfied” with the education and training they received at Monterey Peninsula College, and 37.0% were “satisfied” for an overall satisfaction rate of 92.3%.

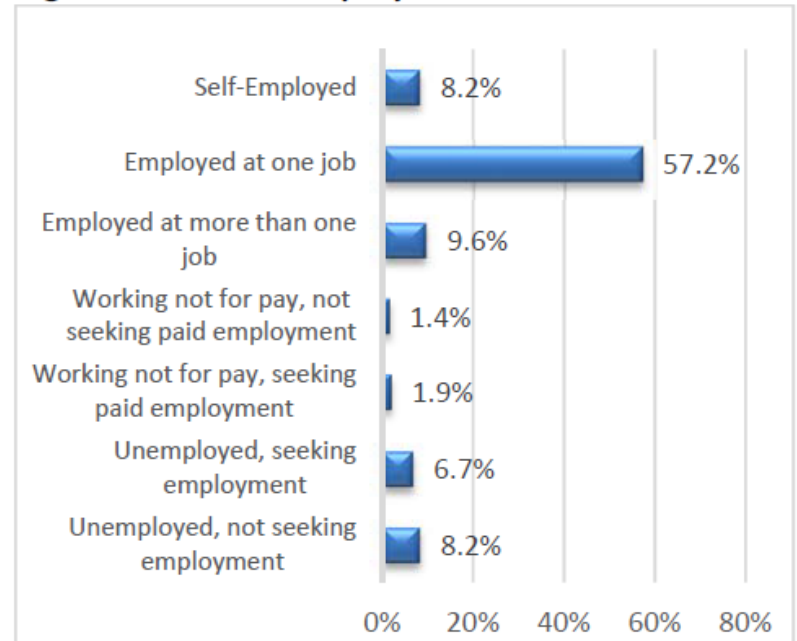
## Statewide

Figure 2. Current Employment Status



## MPC

Figure 2. Current Employment Status





MONTEREY PENINSULA  
COLLEGE

## Statewide

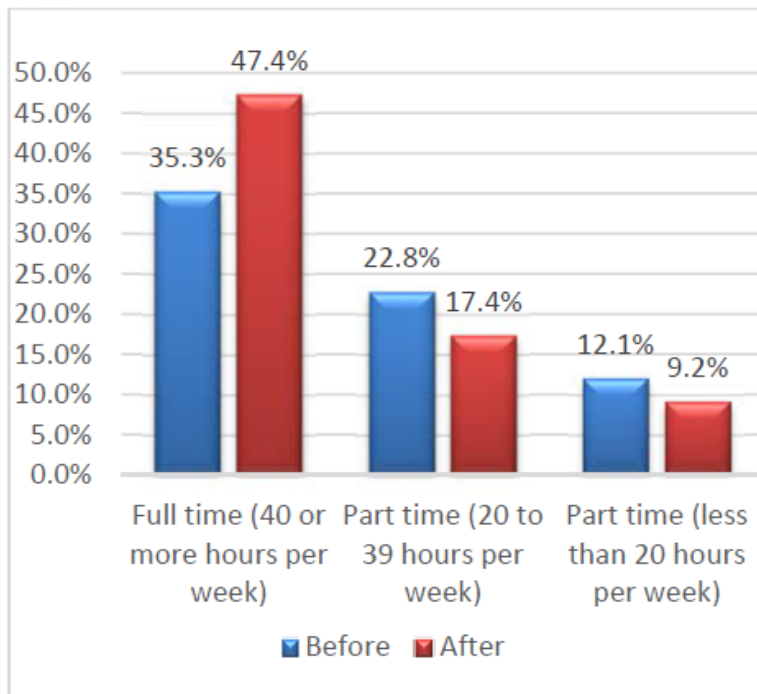
- How closely is job related to field of study:
  - 45.0% in same field
  - 24.4% in field “close” to studies
  - 30.6% in field not related to studies

## MPC

- How closely is job related to field of study:
  - 50.9% in same field
  - 23.0% in field “close” to studies
  - 26.1% in field not related to studies

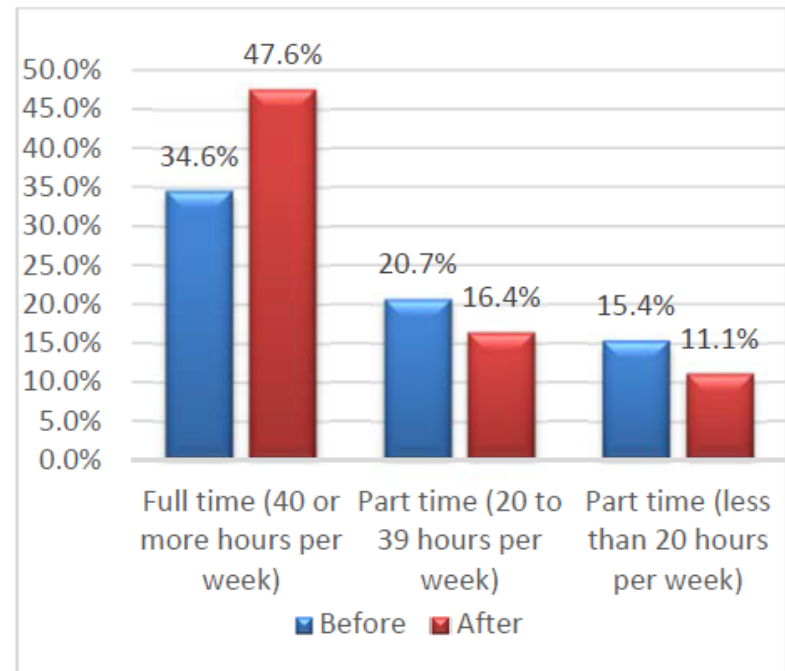
## Statewide

Figure 3. Work status before studies/training and after



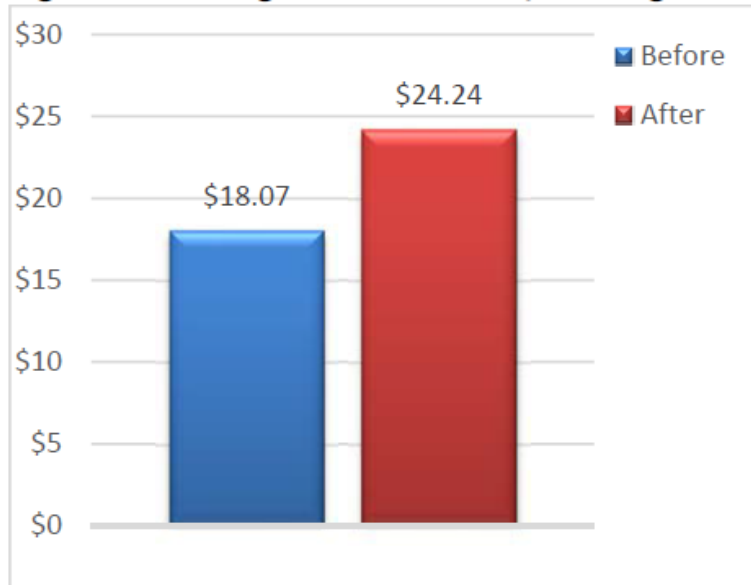
## MPC

Figure 3. Work status before studies/training and after



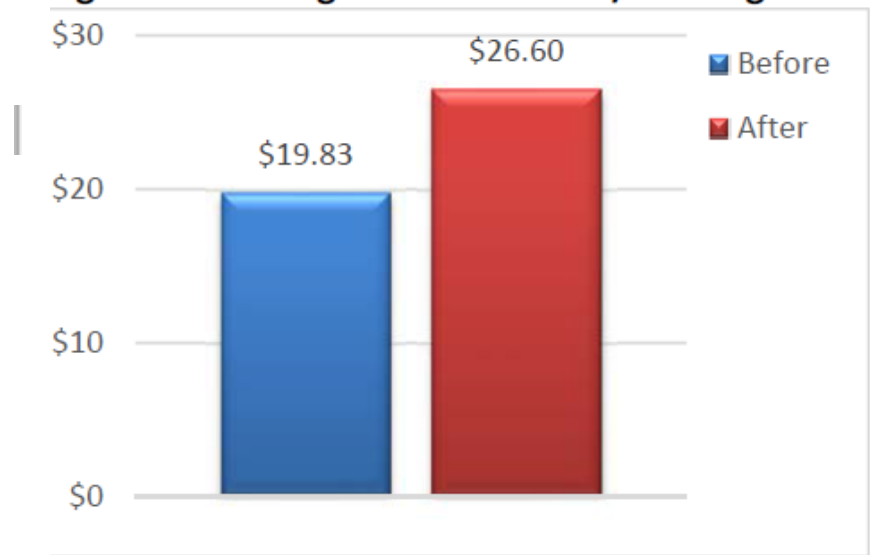
## Statewide

Figure 4. Earnings before studies/training and after



## MPC

Figure 4. Earnings before studies/training and after



## Statewide

- Respondents, including those who had transferred, were asked what impact their coursework had on their employment. Here are the responses, listed in rank order of frequency:
  - ✓ Prepared me for a possible new job (3,207)
  - ✓ Enabled me to learn skills that allowed me to get a job at a new organization (2,382)
  - ✓ No impact on my employment (1,840)
  - ✓ Enabled me to learn skills that allowed me to stay in my current job (1,531)
  - ✓ Enabled me to learn skills that allowed me to get a promotion at my same organization (1,061)
  - ✓ Enabled me to start my own business (584)

## MPC

- Respondents, including those who had transferred, were asked what impact their coursework had on their employment. Here are the responses, listed in rank order of frequency:
  - ✓ Enabled me to learn skills that allowed me to get a job at a new organization (40)
  - ✓ Prepared me for a possible new job (38)
  - ✓ No impact on my employment (30)
  - ✓ Enabled me to learn skills that allowed me to stay in my current job (22)
  - ✓ Enabled me to learn skills that allowed me to get a promotion at my same organization (17)
  - ✓ Enabled me to start my own business (8)

# Next steps

- Certificates of Training
- Importance of obtaining a degree
- Local employers and advisory committees
- Revise curriculum to industry standards
- More data on job placement